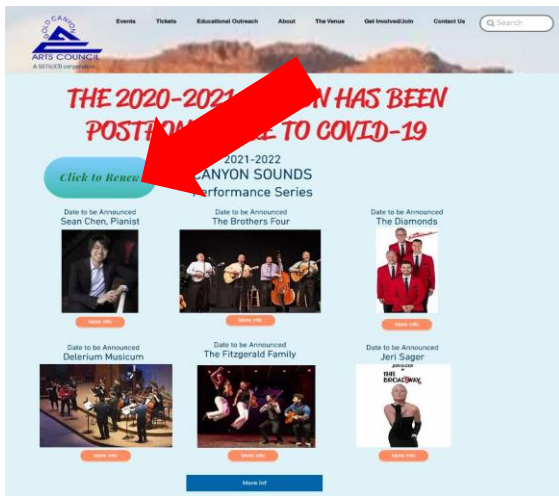
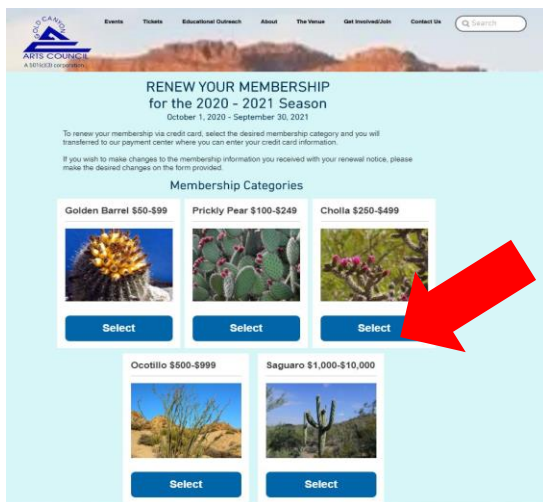


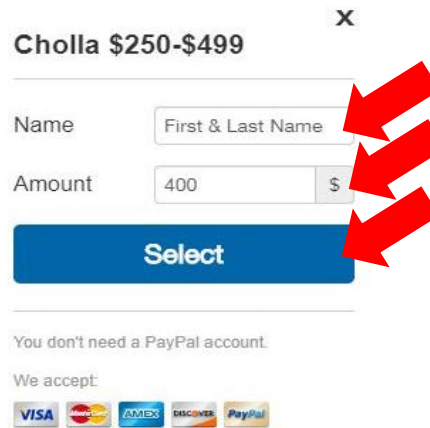
Step 1: On the GoldCanyonArts.org home page, click on the Renew button



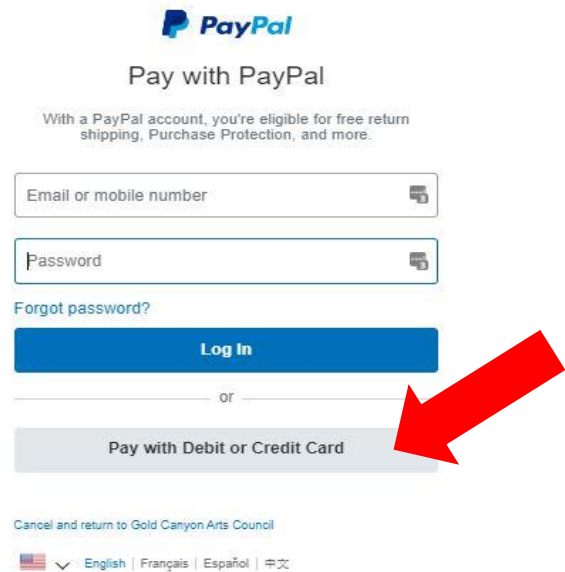
Step 2: Select the membership Category you want (For this example we selected Cholla) and click on the Select button.



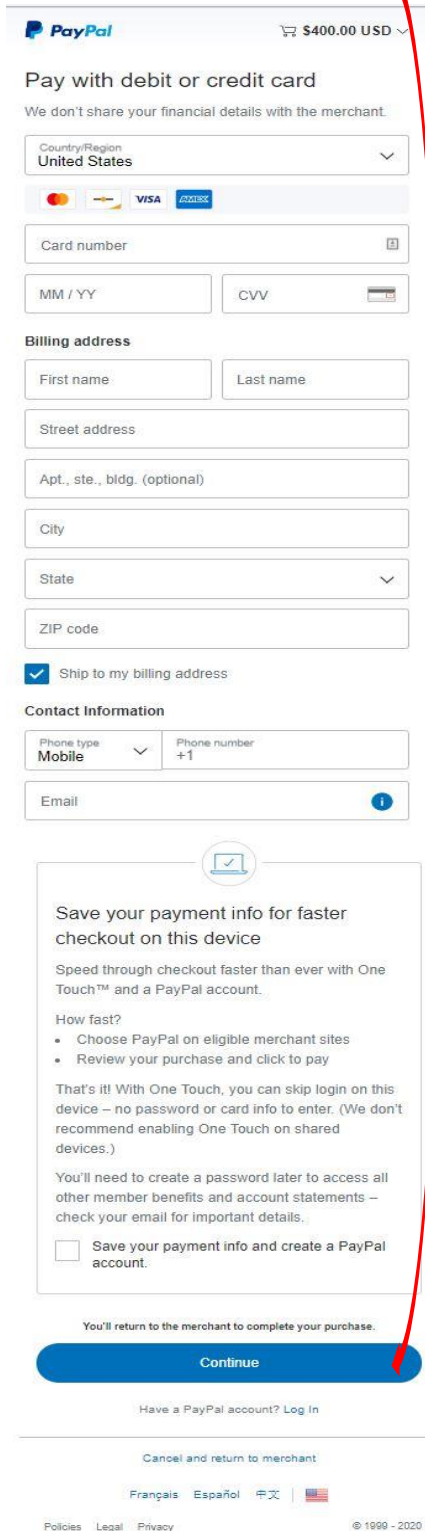
Step 3: Fill in your name.  
Fill in the amount (no \$ and no .00)  
Click the Select button



Step 4: If you want to pay with a Credit Card (not PayPal), leave the PayPal information blank and scroll/click below it on Pay with Debit or Credit Card.



Step 5: Fill in your credit or Debit Card Information, Billing Address, and Contact Information. Scroll to the bottom of the screen and click on Continue







PayPal \$400.00 USD

### Pay with debit or credit card

We don't share your financial details with the merchant.

Country/Region  
United States

MasterCard   VISA  

Card number

MM / YY  CVV

#### Billing address

First name  Last name

Street address

Apt., ste., bldg. (optional)

City

State


ZIP code

Ship to my billing address

#### Contact Information

Phone type  Mobile  Phone number  +1

Email



#### Save your payment info for faster checkout on this device

Speed through checkout faster than ever with One Touch™ and a PayPal account.

How fast?

- Choose PayPal on eligible merchant sites
- Review your purchase and click to pay

That's it! With One Touch, you can skip login on this device – no password or card info to enter. (We don't recommend enabling One Touch on shared devices.)

You'll need to create a password later to access all other member benefits and account statements – check your email for important details.


Save your payment info and create a PayPal account.

You'll return to the merchant to complete your purchase.

[Continue](#)

[Have a PayPal account? Log In](#)

[Cancel and return to merchant](#)

[Français](#) [Español](#) [中文](#) 

[Policies](#) [Legal](#) [Privacy](#) © 1999 - 2020